




**ML1**  
 Drawer Cupboard Unit  
 1 x Plain Drawer  
 1 x Cupboard Situated Under  
 300/400/500mm wide




**ML2**  
 Drawer Cupboard Unit  
 2 x Plain Drawer  
 1 x Cupboard Situated Under  
 300/400/500mm wide




**ML3**  
 Instrument Unit  
 (3 x Drawer/Cupboard)  
 3 x Shallow Drawers  
 400/500mm wide




**ML4**  
 Drawer Unit  
 4 x Plain Drawers  
 300/400/500mm wide




**ML5**  
 Drawer Unit  
 5 x Plain Drawers  
 300/400/500mm wide




**ML6**  
 Instrument Unit  
 3 x Shallow Drawers  
 2 x Standard Drawers  
 1 x Deep Drawer  
 400/500mm wide



**ML7**  
 Cupboard Unit  
 2 x Adjustable Shelves  
 300 - 1000mm wide



**ML8**  
 Tray Storage Unit  
 Compartments for 10 trays  
 300/400/500mm wide



**ML9**  
 Suction Unit  
 Slide out drawer  
 Storage for tips etc  
 Door Access Under