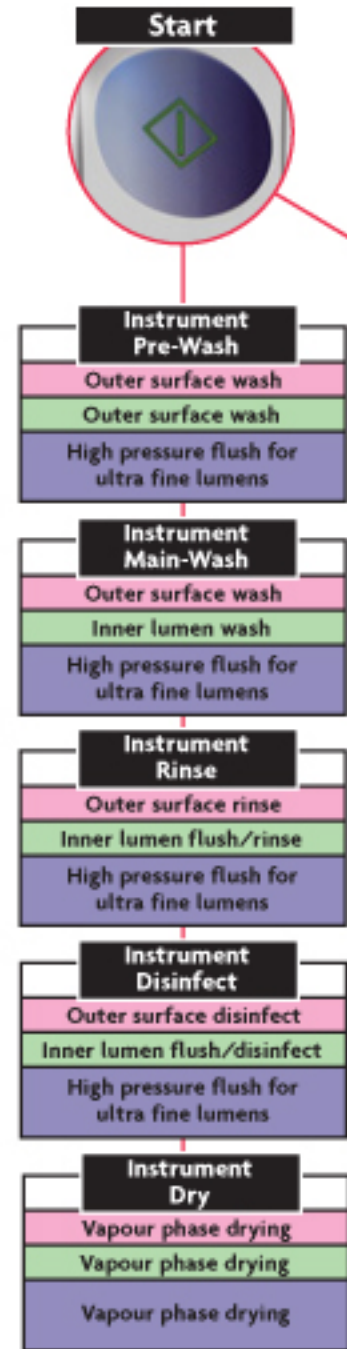


PICO

Washer Disinfector

At last ... staff and patient safety can be achieved at the touch of a button! Now available for **ALL** healthcare practitioners in a small low cost package about the size of a microwave oven.



One Touch Safety and Simplicity

Simply load your surgical instruments and touch 'Start'... a fully automated process means that the user needs do no more than press one button! ... and ... after the remarkably fast cycle has completed, a reassuring beep lets you know that the decontamination (Soil Residue Removal and High Level Disinfection) has been achieved.

- PICO standard
- PICO flush
- PICO powerflush

Shows additional features over and above the standard machine


Cleans instruments in 30 minutes

PICO standard
Recommended for general surgery

PICO flush
Recommended for Dentists

PICO powerflush
Recommended for Ophthalmologists

A small Washer/Disinfector for general and lumened instruments



Distal Connectors

A range of flexible 'quick connectors' are provided for fast easy connection to Lumened instruments with or without flush ports. These are available in both standard and high pressure variants and simply slide over the distal end of the instrument providing a luer connection for the machine to clean the inner parts of complex instruments.




Space Saving Quick Connect System

Increase your instrument wash load by using the retrofit table 'quick connect system'. This innovative Pico attachment allows you to attach delicate Lumened/Cannulated and other complex medical devices whilst facilitating efficient use of space for reprocessing more instruments.

Compatible with ICTMIMS Instrument Care Systems

The ICTMIMS Design concept is to provide an efficient yet easy to use instrument care/containment system that will allow safe instrument reprocessing and protection for delicate instruments throughout the entire decontamination process.



The ICTMIMS design also incorporates an innovative flushing accessory that allows plug in connection to narrow lumen devices and Phaco hand pieces alike. Simply place the instruments in the 'multi millipede' system - close the frame and place in the washer..

Easy Installation

Quick connections with standard domestic fittings make installation effortless ... all you need is:

- 1 a standard hot and cold water supply
- 2 a drain close by
- 3 a mains electricity outlet.



Note* The manufacturers instructions for the installation and use should be observed in order to ensure the integrity of the process.



WORLD LEADERS IN ADVANCED SURGICAL INSTRUMENT REPROCESSING TECHNOLOGY